8ch Single Fiber 1270-1590nm CWDM Mux Demux + Monitor and Expansion Port, Side-A

FMU Plug-in Module, LC/UPC
Data Center & Cloud Computing Infrastructure Solutions

Overview

The CWDM Mux Demux work in a pair to provide 8 bidirectional channels on a single strand of fiber. They use the 8 CWDM wavelengths from 1270nm to 1590nm being used in each direction.

The main fields of applications are the use in SDH (STM-1, STM-4, STM-16, STM- 64), IP (Fast Ethernet, Gigabit Ethernet, 10 Gigabit) ATM and storage (1G, 2G, 4G, 8G, 10G Fiber Channel) networks.

Highlights

- 8 bi-directional channels using standard 16-channel CWDM band 1270-1590nm, 20 nm spacing
- Low-profile modular design, fits in FMU 2-slot 1U chassis
- LC/UPC connectors
- 1% monitor port for Tx and Rx, ensures easy troubleshooting without downtime
- Expansion port for future capacity expansion
- Compliant to ITU G.694.1
- Based on thin-film filter technology
- Passive, no electricity needed (MTBF ca. 100000 years)

General Specification

Front View	Function

214983

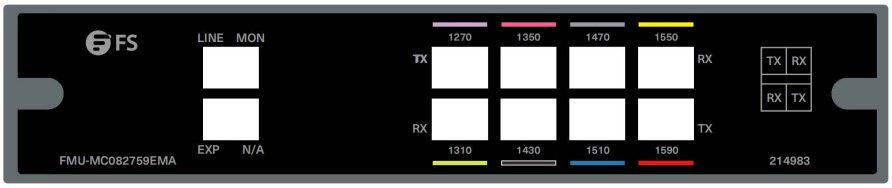

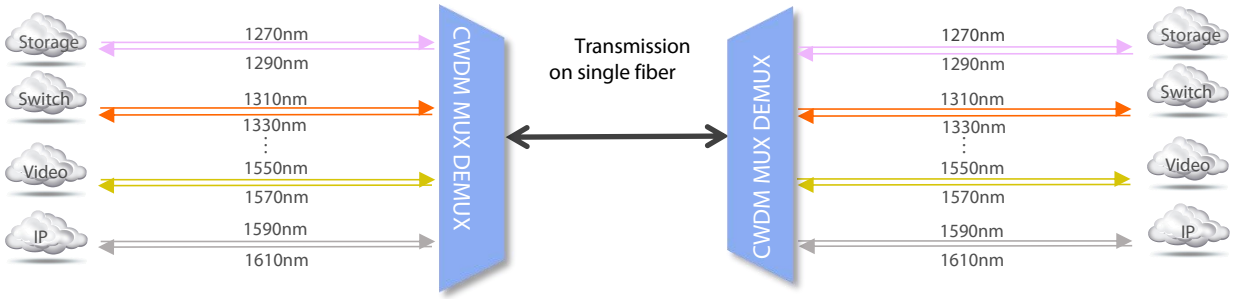

Notes:

1. Single fiber bi-directional transmission should be used in pairs, Mux/Demux port for specific wavelength must be opposite.

Technical Data

Parameter	Value
Center Wavelength	1270-1590nm
Channel Spacing	20nm
Channel Passband	±6.5nm
Center Wavelength Accuracy	±0.05nm
Insertion Loss (passband)	≤ 5.0dB, 4.5dB Typical
Insertion Loss (1% Mon)	≤ 22dB
Insertion Loss (Exp port)	≤ 4.75dB
Adjacent Channel Isolation	≥ 30dB
Non-adjacent Channel Isolation	≥ 40dB
Technology	TFF (Thin Film Filter)
Passband Ripple	≤ 0.5dB
Polarization Dependent Loss	≤ 0.3dB
Return Loss	≥ 45dB
Directivity	≥ 50dB
Polarization Mode Dispersion	≤ 0.1ps
Power Handling	≤ 500mW
Operating Temperature	-40 ~ +85 ° C
Storage Temperature	-40 ~ +85 ° C
Dimensions (H x W x D)	1.73"x8.35"x10.04" (44x212x255mm)

Notes:

1. Specified with connectors and adapters.

FS.COM Quality Assurance by Using High-quality CWDM Multiplexers

Our components fulfill or exceed standard market specifications for optical components. It may still not be entirely obvious how different parameters like isolation are more closely defined. The following diagram illustrates the most important parameters, following the "red box model", in accordance with ITU. The channel, including its bandwidth and isolation as defined by the component specifications, delineates a box.

The measured transmission spectrum of each channel has to be above the box. Under no circumstances can it interfere with any neighboring box (channel). Therefore, isolation and insertion losses have to be maintained within the borders set out by the defined center wavelengths and bandwidth.

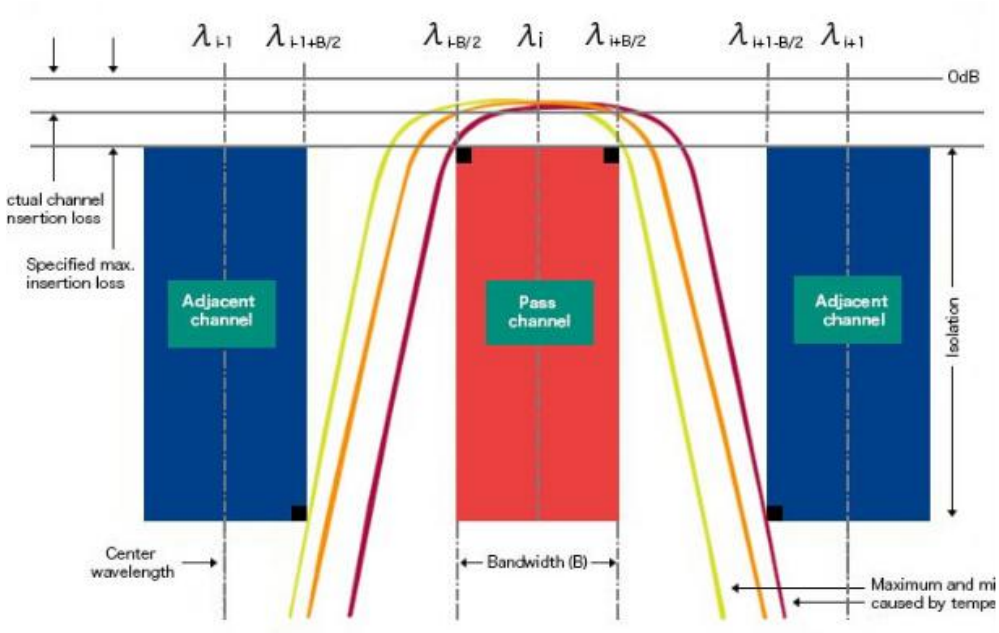

Channel Wavelengths and Color Coding for CWDM

For CWDM systems an industry standard color coding scheme is used. The latches of the transceivers match the colored port indicators on the passive units therefore guaranteeing simple setup, following color codes and wavelength are valid for CWDM.

ITU channel no.	Wavelength	Color	Color Coding
27	1270nm	light purple	
29	1290nm	sky blue	
31	1310nm	yellow green	
33	1330nm	yellow ocher	
35	1350nm	pink	
37	1370nm	beige	
39	1390nm	white	
41	1410nm	silver	
43	1430nm	black	

High Quality CWDM Transceivers to Build a Passive CWDM System

FS.COM offers CWDM transceiver modules in SFP, SFP+, SFP28, 3G-SDI SFP and XFP formats. Every optics is tested in real switches and fully compatible with Cisco, Juniper, Arista, Brocade, Dell, Extreme, etc.

Transmission distances range from 10-80km, transmission data rate range from 1G-25G speeds, without the use of optical amplifiers.

CWDM-SFP

CWDM-10G SFP+

CWDM-25G SFP28

CWDM-3G-SDI-SFP

CWDM-XFP

Layout and Dimensions

- Width: 212.00mm (8.35")
- Height: 44.00mm (1.73")
- Depth: 255.00mm (10.04")

- The color of the module is black
- All fonts and lables are printed in black

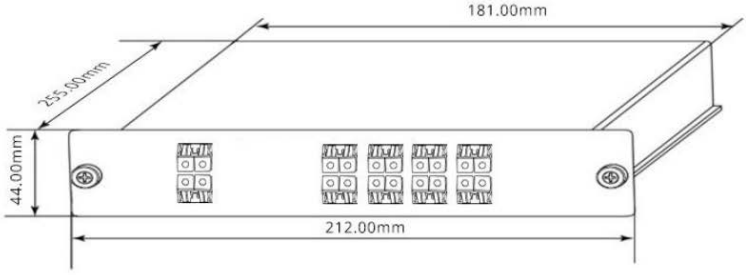

Ordering Information

Mux Demux & OADM		
DWDM MUX DEMUX	FMU-D402160M3	40 Channels 100GHz C21-C60, with 1310nm and Monitor Port, 3.5dB Typical IL, LC/UPC, Dual Fiber DWDM Mux Demux, 1U Rack Mount #35887
	M6200-D2160M	40 Channels 100GHz C21-C60 Dual Fiber DWDM Mux and Demux with Monitor Port, Pluggable Module, LC/UPC, Integrated with M6200 Series Managed Chassis #120424
	FMU-D162136EM3	16 Channels 100GHz C21-C36, with Monitor, Expansion and 1310nm Port, LC/UPC, Dual Fiber DWDM Mux Demux, 1U Rack Mount #72430
	FMU-MD085360EM3	CWDM/DWDM Hybrid Solution, 8 Channels 100GHz C53-C60, with Monitor, Expansion and 1310nm Port, LC/UPC, Dual Fiber DWDM Mux Demux, FMU Plug-in Module #72433

CWDM MUX DEMUX	FMU-C182761M	18 Channels 1270-1610nm, with Monitor Port, LC/UPC, Dual Fiber CWDM Mux Demux, 1U Rack Mount #33489
	FMU-MC084761EM	8 Channels 1470-1610nm, with Monitor and Expansion Port, LC/UPC, Dual Fiber, Low Insertion Loss CWDM Mux Demux, FMU Plug-in Module #78163
LWDM MUX DEMUX	ABS-L042930A	4 Channels 1295.56-1309.14nm, Single Fiber LAN-WDM Mux Demux, Side-A, ABS Pigtailed Module, LC/UPC #97782
	ABS-C062737A	6 Channels 1271-1371nm, Single Fiber CWDM Mux Demux, Side-A, ABS Pigtailed Module, LC/UPC #97784
OADM	DOADM-DF	Customized Dual Fiber & Single Fiber DWDM OADM #70427
	COADM-DF	Customized Dual Fiber & Single Fiber CWDM OADM #70425
Chassis	FMU-1UFMX-N	FMU 2-Slot 1U 19" Rack Chassis Unloaded, holds up to 2 Units FMU Plug-in Module #30408
	FUD-1UFMX-N	FUD 4- Slot 1U 19" Rack Chassis Unloaded, holds up to 4 Units FMU Plug-in Module #106578
TRANSPONDERS & MUXPONDERS		
8x 200G	M6800-TSP16	16x 100G QSFP28 to 8x 200G CFP2 OTN Managed Transport Platform#111053
100G/200G	M6500-TMXP5	2x 100G QSFP28/4x 40G QSFP+ to 1x 200G CFP2 Transponder/Muxponder#111049
10G	M6200-OEO10G	5 Channels WDM Transponder (Converter), 10 SFP/SFP+ Slots#107365
Chassis	M6500-CH2U	2U Managed Chassis Unloaded Platform, Supports 2x 200G Transponder/Muxponder #96454
	M6500-CH5U	5U Managed Chassis Unloaded Platform, Supports 6x 200G Transponder/Muxponder #111050
	M6200-CH2U	2U Managed Chassis Unloaded Platform, Supports 7x Mux/DEMUX/EDFA/OEO/OLP/DCM Cards #107371
	M6200-CH5U	5U Managed Chassis Unloaded Platform, Supports 15x MUX/DEMUX/EDFA/OEO/OLP/DCM Cards #111052
OPEN LINE SYSTEM		
Amplifiers	M6200-25PA	25dB Gain DWDM EDFA Pre-Amplifier, 16dBm Output#107367
	M6200-20BA	20dBm Output DWDM EDFA Booster Amplifer, 16dB Gain#107366
Dispersion Compensation	M6200-DCM40	40KM DCF-based Passive Dispersion Compensation Module#107370
	M6200-DCM80	80KM DCF-based Passive Dispersion Compensation Module#119071
Line Protection	M6200-OLP2	1+1 Optical Line Protection Switch (OLP)#107368
Red/Blue Filter	M6200-RB	1x2 Single Fiber DWDM Red/Blue Filter#107369

VOA Units	M6200-SFPVOA	SFP Variable Optical Attenuator Module#107373
	AT-M-LCU	Fixed Fiber Optic Attenuators #70009
Chassis	M6200-CH2U	2U Managed Chassis Unloaded Platform, Supports 7x Mux/DEMUX/EDFA/OEO/OLP/DCM Cards #107371
	M6200-CH5U	5U Managed Chassis Unloaded Platform, Supports 15x MUX/DEMUX/EDFA/OEO/OLP/DCM Cards #111052
WDM TRANSCEIVERS		
100G/200G CFP2	M-CFP2-DCO	C14 1566.31nm 100G/200G Tunable CFP2-DCO Coherent Transceiver, up to 1000km #120128
25G SFP28	DWDM-SFP25G-10	25G DWDM SFP28 100GHz 1563.86nm 10km DOM LC SMF Optical Transceiver Module #87000
	CWDM-SFP25G-40S	25G 1270nm CWDM SFP28 40km DOM LC SMF Optical Transceiver Module #100112
	CWDM-SFP25G-10SP	25G 1270nm CWDM SFP28 10km DOM LC SMF Optical Transceiver Module #76003
	LWDM-SFP25G-40	25G LWDM SFP28 1286.66nm 40km DOM LC SMF Optical Transceiver Module #93786
16G/8G FC	DWDM-SFP16G-40	Customized 16G DWDM SFP+ C20-C61 100GHz 40km DDM LC SMF Transceiver Module#73084
	DWDM-SFP16GH-40	Customized 16G DWDM SFP+ 50GHz 40km DDM LC SMF Transceiver Module #73085
	CWDM-SFP16G-40	Customized 16G Fiber Channel CWDM SFP+ 1470-1610nm 40km DDM LC SMF Transceiver Module #80765